

VIRTUAL  
COLLECT+  
CONNECT  
PHOTO**LA**



## WHOVA APP MANUAL FOR COLLECT+CONNECT ATTENDEES **FOR DESKTOP** (CHROME RECOMMENDED)

*June 27 – 28, 2020*

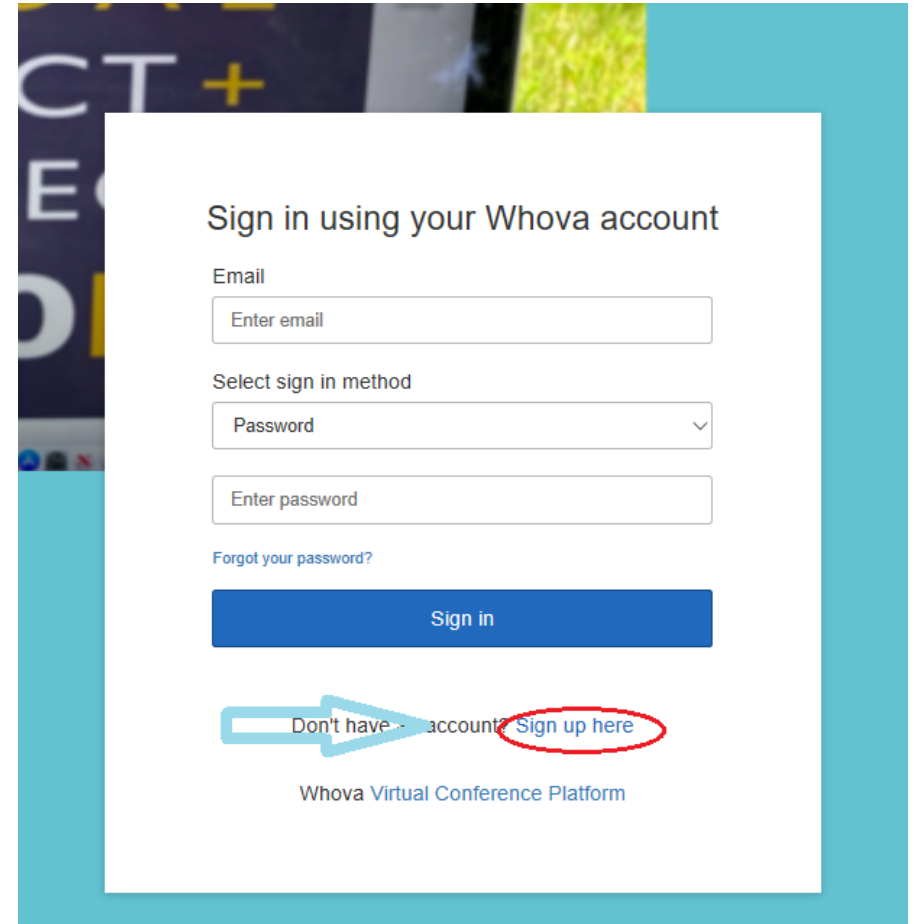
VIRTUAL COLLECT + CONNECT  
**PHOTOLA**

LOGGING INTO WHOVA APP VIA DESKTOP	PAGE 3
NAVIGATING EXHIBITOR BOOTHS AND INSTALLATIONS	PAGE 4
ATTENDING FREE VIRTUAL PROGRAMS Q&A SESSIONS	PAGE 5 PAGE 6
ENGAGING WITH EXHIBITORS WITH OTHER PARTICIPANTS	PAGE 7 PAGE 8
YOUR PRIVACY	PAGE 9

# LOGGING INTO WHOVA APP VIA DESKTOP

1. After buying your ticket or VIP rsvp via Eventbrite, register for Connect+Connect via your desktop by visiting Whova website on your computer or laptop
2. Click on “Don’t have an account? Sign up here” and use the same email you used to buy your ticket or claim a VIP pass in Eventbrite (the system may ask you to verify your email address)

*If you experience any problems,  
please email [vip@photola.com](mailto:vip@photola.com) or call (626) 319 6712*



# NAVIGATING EXHIBITOR BOOTHS AND INSTALLATIONS

~LIVE ON JUNE 27-28

1. To view the list of exhibitors and installations at Virtual Collect + Connect please use the menu on the left, click Exhibitors> All Exhibitors or Installations> and scroll down the list of participants (listed in alphabetical order)

2. Click on the gallery name/ installation name to view the information about them

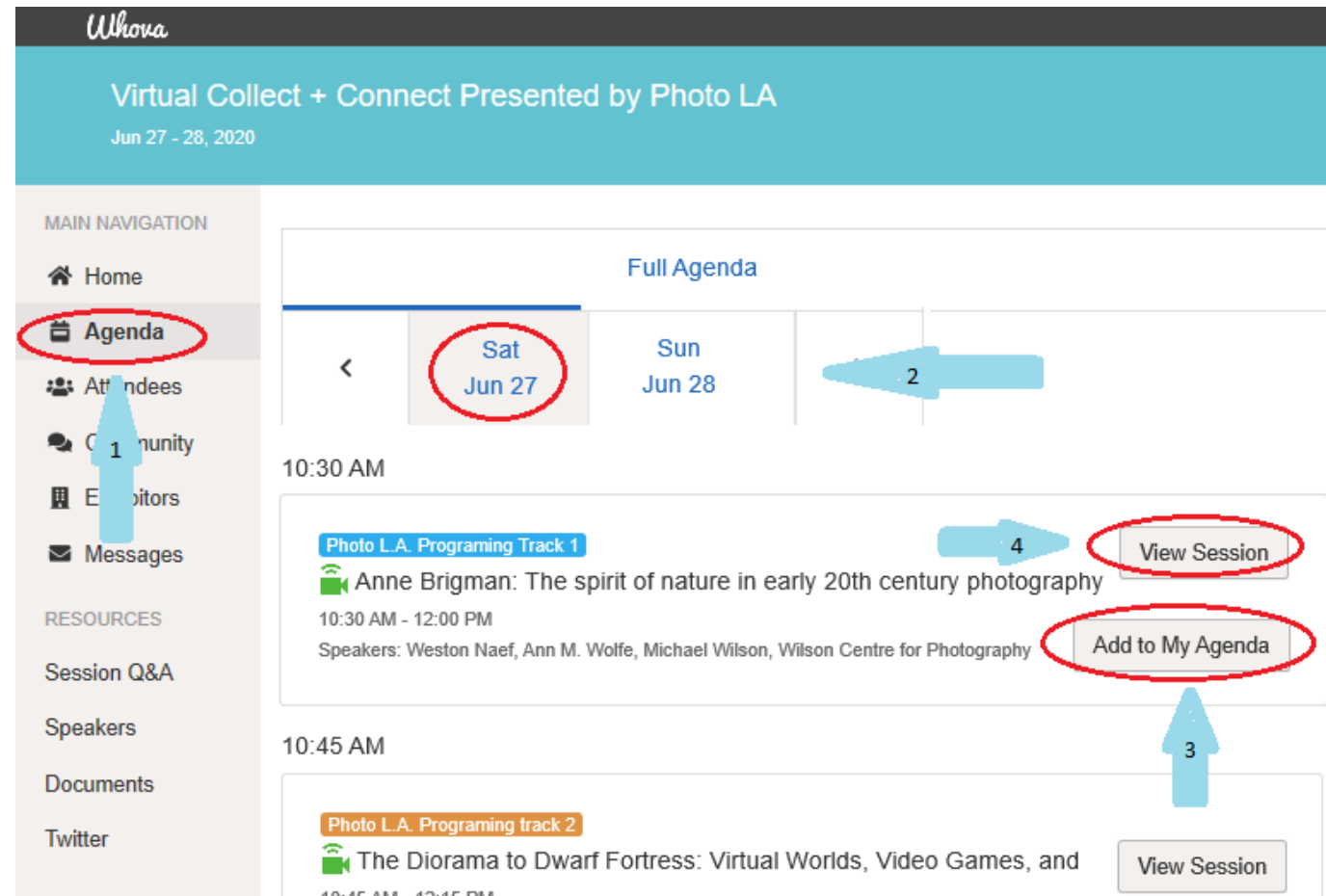
3. To view their virtual booth, click on “View Booth” above the exhibitor’s contact details (live on June 27-28)

The screenshot shows the Whova app interface for the event "Virtual Collect + Connect Presented by Photo LA" on June 27-28, 2020. The left sidebar contains a "MAIN NAVIGATION" menu with items: Home, Agenda, Attendees, Community, Exhibitors (circled in red with a blue arrow labeled '1'), Messages, Resources, Sessions, Speakers, Documents, and Twitter. The main content area has a search bar and a list of exhibitors under the letter 'A'. The first exhibitor, "A PICK GALLERY", is highlighted in blue. A blue arrow labeled '2' points to the "All Exhibitors" filter button at the top. A blue arrow labeled '3' points to the "A PICK GALLERY" entry in the list. To the right, the details for "A PICK GALLERY" are shown, including a "View Booth" button (circled in red with a blue arrow labeled '4'), contact information (info@apickgallery.com, Emanuela Romano), and a "Sign up for deals and offers" button. A "Hide Exhibitors" button is also visible at the top right.

# ATTENDING FREE VIRTUAL PROGRAMS

~LIVE ON JUNE 27-28

1. To preview the list of our virtual programming events, panels and talks, and to attend the programs at Virtual Collect + Connect please use the menu at the very bottom of the app, click “Agenda”.
2. Click on individual events to see their description and participants
3. To add an event to your calendar, click “+Add to My Agenda”
4. To attend a live program, come back to the event via the “Agenda” page, and click “View Session”. Make sure that your phone speaker volume is on. **Google Chrome browser is strongly recommended.**



# ATTENDING FREE VIRTUAL PROGRAMS (Q&A SESSIONS)

If you would like to submit a question for a live Q&A session that follows each programming event, go to “Session Q&A” in the menu, click on the programming event, and “Ask a Question” to submit.

You can also view other attendee questions by clicking “View Questions”.

The screenshot displays the WhoVA website interface. At the top, the logo 'WhoVA' is visible. Below it, the event title 'Virtual Collect + Connect Presented by Photo LA' and dates 'Jun 27 - 28, 2020' are shown. A main navigation menu on the left includes 'Home', 'Agenda', 'Attendees', 'Community', 'Exhibitors', and 'Messages'. Under the 'RESOURCES' section, 'Session Q&A' is highlighted with a red circle and a blue arrow labeled '1'. The main content area features a search bar and a section titled 'Sessions from My Agenda' with a count of '2' and a blue arrow labeled '2'. Three sessions are listed, each with a 'View questions' button. The first session, 'Anne Brigman: The spirit of nature in early 20th century photography', is circled in red.

WhoVA

Virtual Collect + Connect Presented by Photo LA  
Jun 27 - 28, 2020

MAIN NAVIGATION

- Home
- Agenda
- Attendees
- Community
- Exhibitors
- Messages

RESOURCES

- Session Q&A**
- Speake
- Docur... 1
- Twitter

WHOVA

Search session name or speaker name...

Sessions from My Agenda 2

- Anne Brigman: The spirit of nature in early 20th century photography**  
Sat. Jun 27, 2020  
10:30 AM - 12:00 PM  
View questions
- The Diorama to Dwarf Fortress: Virtual Worlds, Video Games, and Photography**  
Sat. Jun 27, 2020  
10:45 AM - 12:15 PM  
View questions
- Activism through photography: how photographers have captured social movement dialogues**  
Sat. Jun 27, 2020  
View questions

# ENGAGING WITH EXHIBITORS

To engage with exhibitors, click on their booth, locate their contact information and email/ call them.

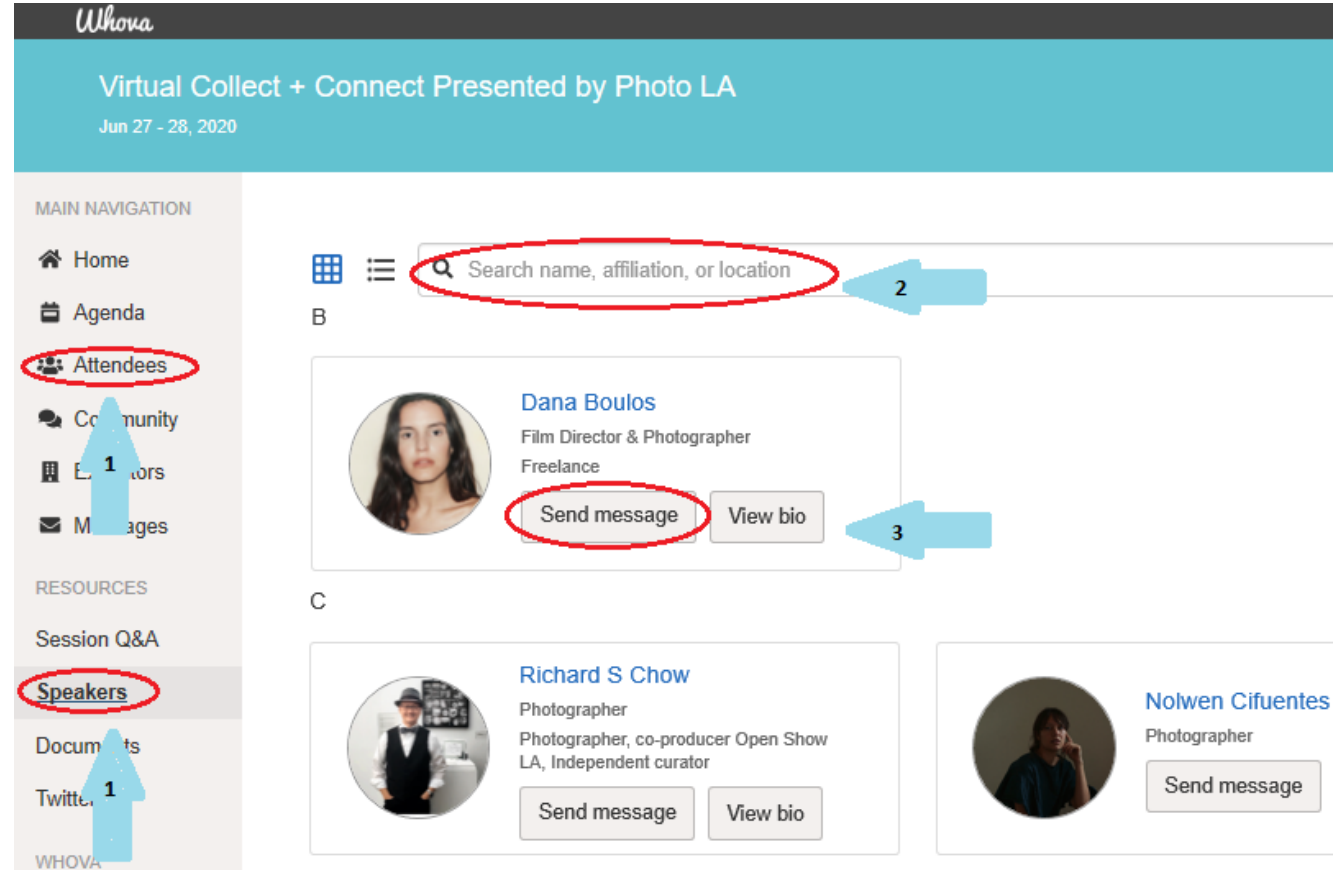
Alternatively, you can go to “Attendees”, search by the gallery name, choose who you would like to contact, and click “Send Message”.

The screenshot shows the Whova app interface for the event "Virtual Collect + Connect Presented by Photo LA" on June 27-28, 2020. The left sidebar contains a "MAIN NAVIGATION" menu with options: Home, Agenda, Attendees, Community, Exhibitors (circled in red), Messages, Resources, Sessions, Speakers, Documents, Twitter, and WHOVA. A blue arrow labeled "1" points to the "Messages" option. The main content area shows a list of exhibitors under the heading "All Exhibitors". A search bar is present. A blue arrow labeled "2" points to the "AKIO NAGASAWA GALLERY" entry, which is circled in red. To the right, a detailed view of the "AKIO NAGASAWA GALLERY" booth is shown. A blue arrow labeled "3" points to the contact information, which is circled in red and includes: email (gaia@akionagasawa.com), phone (+81362643670), website (http://www.akionagasawa.com), and name (Gaia Menegoni). A "Sign up for deals and offers" button is also visible.

# ENGAGING WITH OTHER PARTICIPANTS

To engage with speakers and other participants, go to “Speakers” or “Attendees”, view the list of participants or search by name, and click “Send Message”

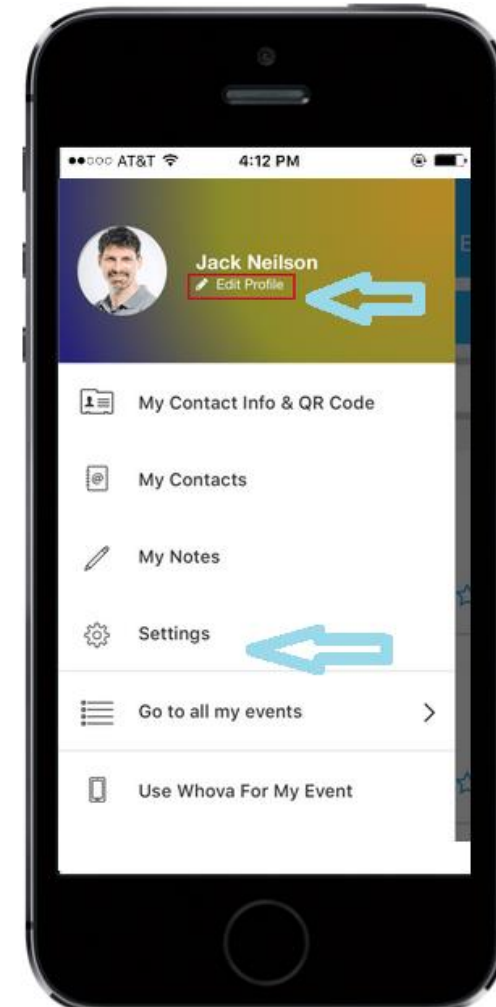
Please note that other attendees reserve the right to not to respond or opted to participate anonymously within the app.





Collect+Connect is a community event that allows attendees to engage with each other. WHOVA app shows attendee names, but their emails are kept private.

However, if you would like to attend Collect+Connect anonymously and make sure that other attendees don't see you, you can update your profile by [downloading Whova app on your phone](#). To hide from other attendees, click on the Menu> Settings> Profile visibility> "Other Attendees can see me"> choose "No" (*this feature is available in the phone app only*)



VIRTUAL  
COLLECT+  
CONNECT  
PHOTO**LA**

THANK YOU FOR VISITING COLLECT+**CONNECT!**